

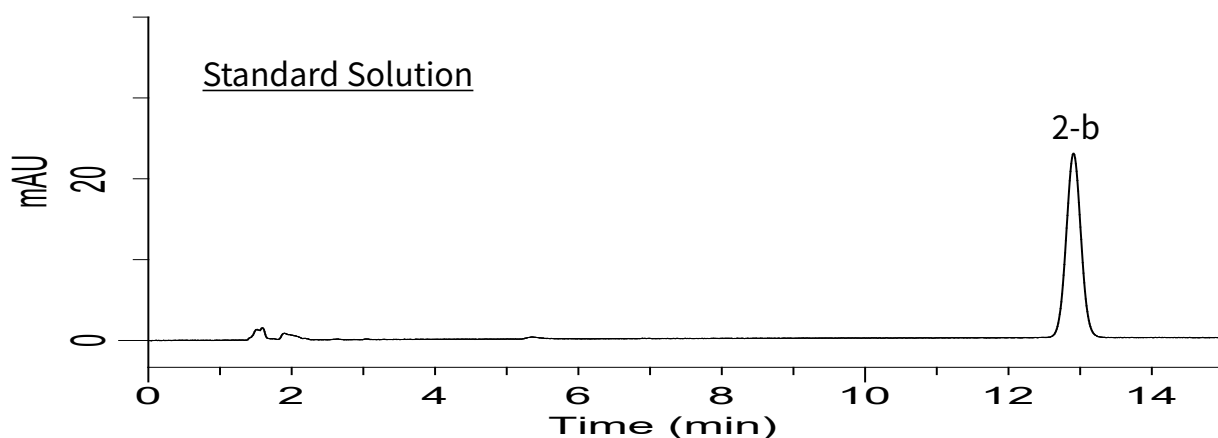
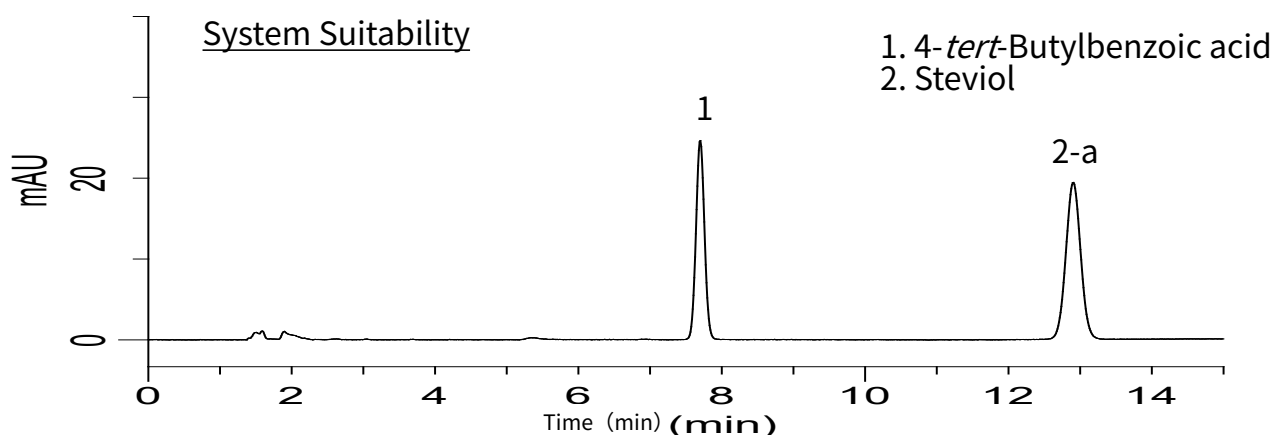
Analysis of Steviol Glycoside

-- Japanese Pharmaceutical Excipients

The Ministry of Health, Labour and Welfare issued a notification on March 29, 2018, for revise the Standards for Japanese Pharmaceutical Excipients 2018 (Notification No. 0329-1 of the Crude Drug Administration). In this Pharmaceutical Excipients Specification 2018, the specifications for the five newly reviewed products were listed, partially revised for the 25 already listed products, and the four ingredients of the eight products were combined, resulting in 489 listed products. This paper presents the results of HPLC analyses of "purified Stevia extract" among the five newly listed products.

(M. Mano)

Purified Stevia Extract Purity Test (4) Steviol



HPLC Conditions

System : GL7700 HPLC system
 Column : Inertsil ODS-HL
 (5 μ m, 250 x 4.6 mm I.D.)
 Eluent : A) CH₃CN
 B) 0.1 % H₃PO₄ in H₂O
 A/B = 55/45, v/v
 Col. Temp. : 40 °C
 Detector : UV 213 nm
 Injection Vol. : 20 μ L
 Flow Rate : 1.25 mL/min

【System Suitability Test】

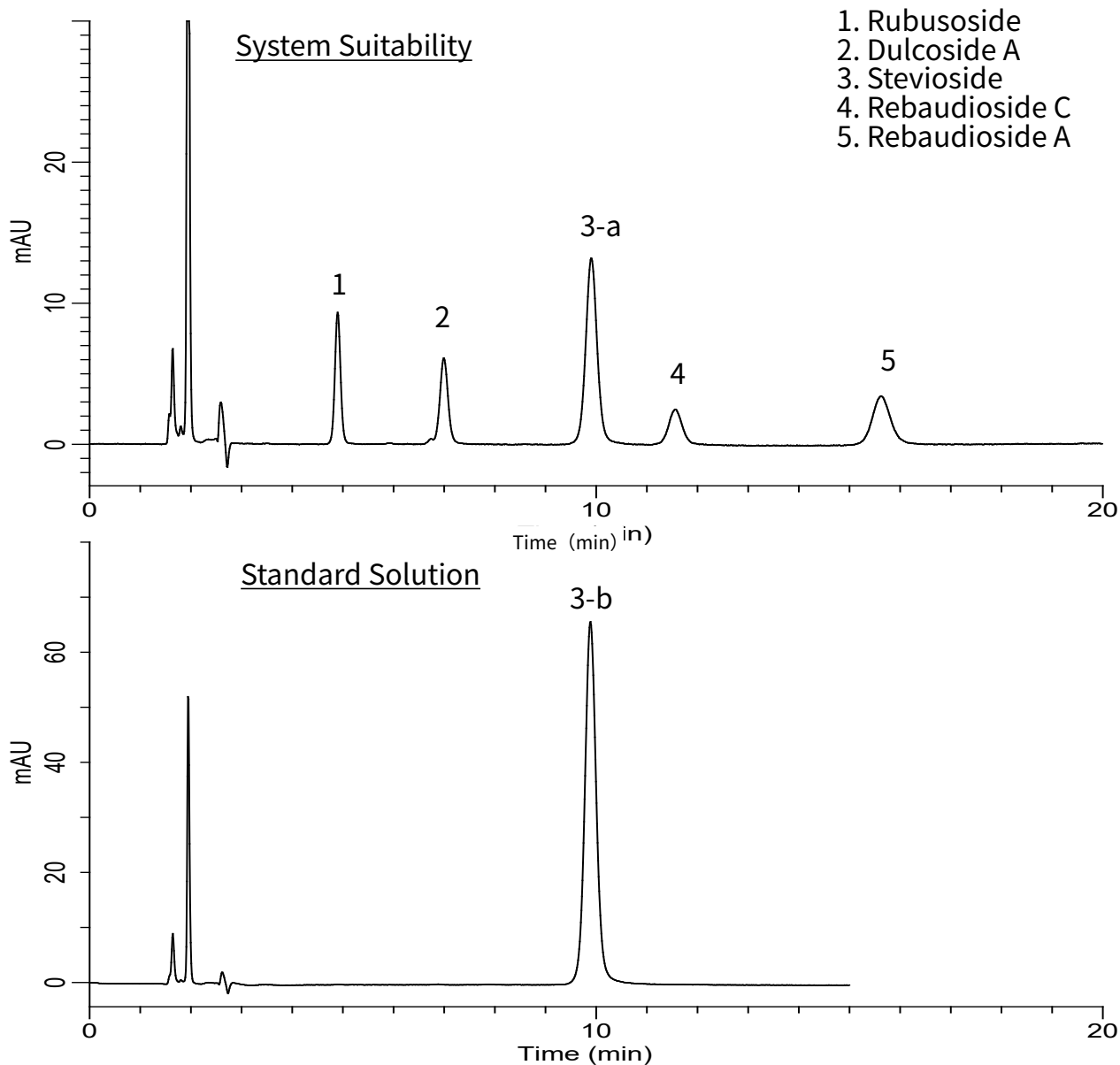
◆ System Stability

(1, 2-a) : 17.5 (≥ 6)

◆ System Reproducibility

Steviol Peak Area (2-b)
RSD (%) ($n=6$) : 0.10 (≤ 1.5)

Purified Stevia Extract Assay



HPLC Conditions

System : GL7700 HPLC system
 Column : Inertsil NH2
 (5 μ m, 250 x 4.6 mm I.D.)
 Eluent : A) CH₃CN
 B) H₂O
 A/B = 80/20, v/v
 Col. Temp. : 35 °C
 Detector : UV 213 nm
 Injection Vol. : 20 μ L
 Flow Rate : 1.40 mL/min

【System Suitability Test】

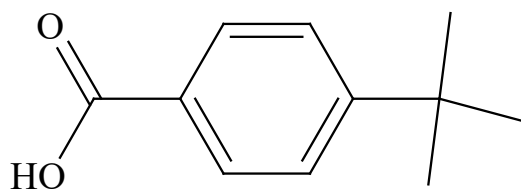
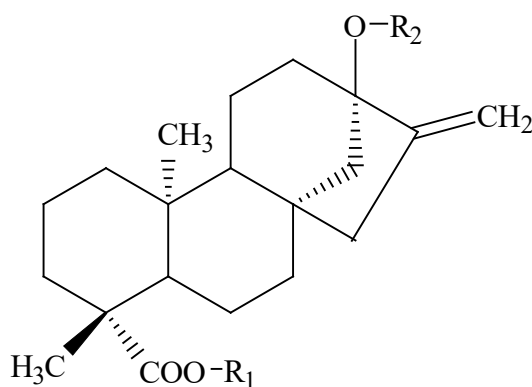
◆System Stability

Separation (3-a, 4) : 3.73 (≥ 1.5)

◆System Reproducibility

Steviol Peak Area (3-b)
RSD (%) ($n=6$) : 0.08 (≤ 1.5)

Chemical Structure

4-*tert*-Butylbenzoic acid

Structures are created using Chemistry 4-D Draw which is provided by ChemInnovation Software, Inc.

Compounds	R ₁	R ₂
Steviol	H	H
Rubusoside	β -Glucose	β -Glucose
Dulcoside A	β -Glucose	β -Glucose - α -Rhamnose (2 \rightarrow 1)
Stevioside	β -Glucose - β -Glucose (2 \rightarrow 1)	β -Glucose - β -Glucose (2 \rightarrow 1)
Rebaudioside C	β -Glucose	β -Glucose - α -Rhamnose (2 \rightarrow 1) β -Glucose (3 \rightarrow 1)
Rebaudioside A	β -Glucose	β -Glucose - β -Glucose (2 \rightarrow 1) β -Glucose (3 \rightarrow 1)

GL Sciences disclaims any and all responsibility for any injury or damage which may be caused by this data directly or indirectly. We reserve the right to amend this information or data at any time and without any prior announcement.

GL Sciences Inc. Japan

22-1 Nishishinjuku 6-chome
Shinjuku-ku, Tokyo
163-1130, Japan

Phone: +81-3-5323-6620
Fax: +81-3-5323-6621
Email: world@glsciences.com
Web: www.glsciences.com

GL Sciences Inc. USA

4733 Torrance Blvd. Suite 255
Torrance, CA 90503
USA

Phone: +1-310-265-4424
Fax: +1-310-265-4425
Email: info@glsciencesinc.com
Web: www.glsciencesinc.com

GL Sciences B.V.

Dillenburgstraat 7C
5652AM, Eindhoven
The Netherlands

Phone: +31-40-254-9531
Email: info@glsciences.eu
Web: www.glsciences.eu

GL Sciences (Shanghai) Limited

Tower B, Room 2003
Far East International Plaza
No.317 Xianxia Road, Changning District
Shanghai, China 200051

Phone: +86-21-62782272
Email: contact@glsciences.com.cn
Web: www.glsciences.com.cn



International Distributors

Visit our Website at www.glsciences.com/distributors